



AGENDA STAFF REPORT

DATE: December 20th, 2017

TO: Mayor and City Council

APPROVED BY: Armando G. Villa, City Manager 

PREPARED BY: Eduardo Gutierrez, Acting Finance Director 

SUBJECT: Warrants from November 20th to December 3rd 2017
And City Salaries & Benefits from November 11th to December 8th 2017

=====

Recommendation:

Approve the Affidavit of Warrants from November 20th to December 3rd 2017 and City Salaries & Benefits from November 11th to December 8th, 2017.

Background:

The City Council approves the Acting Finance Director's Affidavit of Warrants.

Discussion & Analysis:

Attached is a list of claims paid. These warrants have been reviewed and audited by the Calexico Acting Finance Director. His affidavit is attached to this report.

Fiscal Impact:

Total disbursement is \$
Included on this amount: 1,531,667.35
\$ 728,943.56 for warrants from 11/20/17 – 12/03/17.
\$ 802,723.79 City Salaries and Benefits from 11/11/2017 – 12/08/17.

Coordinated with:

All Departments.

Attachment:

1. Affidavit of Warrants for 11/20/17 to 12/03/17.
2. City Salaries & Benefits from 11/11/17 to 12/08/17.


**AGENDA
ITEM**

7

AFFIDAVIT

I, Eduardo Gutierrez, Acting Finance Director do hereby declare and certify that the claims against the City of Calexico are from November 20th to December 3rd 2017, and City Salaries & Benefits are from November 11th 2017 to December 8th 2017, totaling in the amount of \$1,531,667.35 are a valid and audited record of the purchases and reimbursements, and to the best of my knowledge, are a complete and accurate reflection of the bi-weekly warrants paid.

Date: 12/12/17


By: 

Eduardo Gutierrez
Acting Finance Director




ACCOUNTS PAYABLE 11/20/2017-12/03/2017

VENDOR NAME	ACCOUNT	AMOUNT	DATE	CHECK	DESCRIPTION	VENDOR
			ISSUE	#		
AACE SALES, INC	111-40-414-54001-000	333.91	43069	14383	EQUIP REPAIRS & MAINTENANCE	10932
AACE SALES, INC	231-40-413-54001-000	333.91	43069	14383	EQUIP REPAIRS & MAINTENANCE	10932
AACE SALES, INC	236-84-840-54001-000	424.24	43069	14383	EQUIP REPAIRS & MAINTENANCE	10932
AACE SALES, INC	513-81-814-54001-000	333.91	43069	14383	EQUIP REPAIRS & MAINTENANCE	10932
AACE SALES, INC	544-82-823-54001-000	667.67	43069	14383	EQUIP REPAIRS & MAINTENANCE	10932
AACE SALES, INC	544-82-824-54001-000	333.91	43069	14383	EQUIP REPAIRS & MAINTENANCE	10932
		\$ 2,427.55				
AGGREGATE PRODUCTS, INC	402-90-956-56000-000	183,091.00	43069	0	STREET IMPROVEMENT PROJECT	10033
AGGREGATE PRODUCTS, INC	402-90-956-56000-000	(9,154.55)	43069	0	STREET IMPROVEMENT PROJECT	10033
AGGREGATE PRODUCTS, INC	402-90-956-56000-000	(5,060.25)	43069	0	STREET IMPROVEMENT PROJECT	10033
AGGREGATE PRODUCTS, INC	402-90-956-56000-000	101,205.00	43069	0	STREET IMPROVEMENT PROJECT	10033
AGGREGATE PRODUCTS, INC	402-90-956-56000-000	2,751.33	43069	0	STREET IMPROVEMENT PROJECT	10033
		\$ 272,832.53				
AGUILAR SAUL	111-20-210-55030-000	400.00	43069	14384	PD CAR WASH	10034
		\$ 400.00				
AIRWAVE COMMUNICATIONS - IMP	111-20-250-54016-000	36.64	43069	14385	RADIO MAINTENANCE	10038
AIRWAVE COMMUNICATIONS - IMP	111-20-250-54016-000	120.78	43069	14385	RADIO MAINTENANCE	10038
		\$ 157.42				
ALLIED WASTE SERVICES INC 467	111-00-000-41511-000	(1,572.88)	43069	14386	SOLID WASTE COLLECTION FOR THE MONTH OF OCT 2017	10043
ALLIED WASTE SERVICES INC 467	111-00-000-41511-000	(17,773.55)	43069	14386	SOLID WASTE COLLECTION FOR THE MONTH OF OCT 2017	10043
ALLIED WASTE SERVICES INC 467	111-00-000-41511-000	(14,299.93)	43069	14386	SOLID WASTE COLLECTION FOR THE MONTH OF OCT 2017	10043
ALLIED WASTE SERVICES INC 467	281-40-000-44120-010	(262.15)	43069	14386	SOLID WASTE COLLECTION FOR THE MONTH OF OCT 2017	10043
ALLIED WASTE SERVICES INC 467	281-40-000-44120-010	(2,962.26)	43069	14386	SOLID WASTE COLLECTION FOR THE MONTH OF OCT 2017	10043
ALLIED WASTE SERVICES INC 467	281-40-000-44120-010	(2,383.32)	43069	14386	SOLID WASTE COLLECTION FOR THE MONTH OF OCT 2017	10043




ACCOUNTS PAYABLE 11/20/2017-12/03/2017

VENDOR NAME	ACCOUNT	AMOUNT	DATE	CHECK	DESCRIPTION	VENDOR
			ISSUE #	#		
ALLIED WASTE SERVICES INC 467	281-40-410-55035-000	148,112.92	43069	14386	SOLID WASTE COLLECTION FOR THE MONTH OF OCT 2017	10043
		\$ 108,858.83				
BENEFIT COORDINATORS CORPORATION		1,101.85				
		\$ 1,101.85				
BergerABAM	233-90-920-56000-000	7,623.00	43069	14387	SEISMIC BRIDGE EVALUATION STUDY	11067
		\$ 7,623.00				
BEST BEST & KRIEGER LLP	111-10-140-55011-000	711.50	43060		0 ATTORNEY FEES	11265
BEST BEST & KRIEGER LLP	111-10-140-55011-000	4,051.90	43060		0 ATTORNEY FEES	11265
BEST BEST & KRIEGER LLP	111-10-140-55011-000	241.45	43060		0 ATTORNEY FEES	11265
BEST BEST & KRIEGER LLP	111-10-140-55011-000	2,103.75	43060		0 ATTORNEY FEES	11265
BEST BEST & KRIEGER LLP	111-10-140-55011-000	261.00	43060		0 ATTORNEY FEES	11265
BEST BEST & KRIEGER LLP	111-10-140-55011-000	13,823.11	43060		0 ATTORNEY FEES	11265
BEST BEST & KRIEGER LLP	412-90-901-55011-000	73,035.59	43060		0 ATTORNEY FEES - CESAR CHAVEZ PROJECT	11265
		\$ 94,228.30				
BIO-TOX LABORATORIES	111-20-210-55001-000	977.00	43069	14388	PROFESSIONAL SERVICES	10970
		\$ 977.00				
BMI- BROADCAST MUSIC, INC	111-50-520-55025-000	342.00	43069	14389	MUSIC LICENSE	10108
		\$ 342.00				
BOUND TREE MEDICAL, LLC	111-20-250-53002-000	2,932.09	43069		0 MEDICAL SUPPLIES	10114
BOUND TREE MEDICAL, LLC	111-20-250-53002-000	11.08	43069		0 MEDICAL SUPPLIES	10114
BOUND TREE MEDICAL, LLC	111-20-250-53002-000	8,405.41	43069		0 MEDICAL SUPPLIES	10114
BOUND TREE MEDICAL, LLC	111-20-250-53002-000	108.03	43069		0 MEDICAL SUPPLIES	10114



ACCOUNTS PAYABLE 11/20/2017-12/03/2017

VENDOR NAME	ACCOUNT	AMOUNT	DATE	CHECK	DESCRIPTION	VENDOR
			ISSUE	#		
BOUND TREE MEDICAL, LLC	111-20-250-53002-000	18.15	43069		0 MEDICAL SUPPLIES	10114
BOUND TREE MEDICAL, LLC	111-20-250-53002-000	811.88	43069		0 MEDICAL SUPPLIES	10114
		\$ 12,286.64				
CALEXICO CHRONICLE	111-30-310-55017-000	324.00	43069		14390 ADVERTISING PUBLIC HEARING	10131
		\$ 324.00				
CALEXICO TOWING SERVICE	231-40-413-53011-000	85.00	43069		14391 VEHICLE PARTS AND EQUIPMENT	10139
		\$ 85.00				
CALIFORNIA ASSOCIATION FOR LOCAL ECI	111-10-150-55501-000	100.00	43069		14392 MEMBERSHIP RENEWAL FOR M FIGUEROA FY 2017-18	11038
		\$ 100.00				
CALIFORNIA CONSULTING, LLC	111-10-150-55025-000	3,450.00	43069		14393 GRANT WRITING SERVICES - JULY 2017	11488
CALIFORNIA CONSULTING, LLC	111-10-150-55025-000	3,489.15	43069		14393 GRANT WRITING SERVICES - AUG 2017	11488
		\$ 6,939.15				
CARBAJAL MIGUEL	111-20-210-55505-000	29.25	43069		14394 REIMBURSEMENT FOR TRAVEL	11161
		\$ 29.25				
CHICAGO TITLE COMPANY	111-10-150-55001-000	700.00	43069		14395 COPY OF TITLE REPORT	10188
		\$ 700.00				
COPY CENTER & INTERNET LOUNGE	111-20-210-53017-000	514.18	43060		14374 OFFICE SUPPLIES	10217
COPY CENTER & INTERNET LOUNGE	111-50-520-53017-000	514.19	43060		14374 OFFICE SUPPLIES	10217
COPY CENTER & INTERNET LOUNGE	513-81-814-53017-000	514.19	43060		14374 OFFICE SUPPLIES	10217
COPY CENTER & INTERNET LOUNGE	544-82-824-53017-000	514.19	43060		14374 OFFICE SUPPLIES	10217
		\$ 2,056.75				



ACCOUNTS PAYABLE 11/20/2017-12/03/2017

VENDOR NAME	ACCOUNT	AMOUNT	DATE	CHECK	DESCRIPTION	VENDOR
			ISSUE	#		
COSTCO	111-10-150-55020-000	\$ 34.07	43060	14375	SUPPLIES FOR DINNER - CA LEAGUE OF CITIES	10222
		\$ 34.07				
CURTIS ROADRUNNER LOCK & SAFE	513-81-813-54010-000	\$ 85.00	43069	14396	REMOVED BROKEN KEY	10244
		\$ 85.00				
D&H WATER SYSTEMS	513-81-813-54001-000	\$ 763.14	43060	14376	EQUIP REPAIRS & MAINTENANCE	10249
		\$ 763.14				
DESERT VETERINARY GROUP	111-20-217-55029-000	38.00	43069	14397	ANIMAL CARE	10275
DESERT VETERINARY GROUP	111-20-217-55029-000	133.00	43069	14397	ANIMAL CARE	10275
		\$ 171.00				
DYNAMIC CONSULTING ENGINEERS	516-90-929-56000-000	19,800.00	43069	14398	STREET IMPROVEMENT OCT 2 - OCT 31 2017 5TH ST	11051
		\$ 19,800.00				
ECON HARDWARE	111-10-180-54010-000	8.62	43060	14377	BUILDING MAINTENANCE	10301
ECON HARDWARE	111-20-210-53001-000	318.98	43060	14377	MATERIAL AND SUPPLIES	10301
ECON HARDWARE	111-20-210-53001-000	24.88	43060	14377	MATERIAL AND SUPPLIES	10301
ECON HARDWARE	111-20-250-53001-000	37.31	43060	14377	MATERIAL AND SUPPLIES	10301
ECON HARDWARE	111-20-250-53001-000	71.38	43060	14377	MATERIAL AND SUPPLIES	10301
ECON HARDWARE	111-40-416-53001-000	18.46	43060	14377	MATERIAL AND SUPPLIES	10301
ECON HARDWARE	111-40-416-53001-000	12.54	43060	14377	MATERIAL AND SUPPLIES	10301
ECON HARDWARE	111-40-416-54012-000	68.56	43060	14377	LIGHTING MAINTENANCE	10301
ECON HARDWARE	111-40-416-54012-000	26.45	43060	14377	LIGHTING MAINTENANCE	10301
ECON HARDWARE	111-40-420-53001-000	75.76	43060	14377	MATERIAL AND SUPPLIES	10301
ECON HARDWARE	111-40-420-53001-000	8.11	43060	14377	MATERIAL AND SUPPLIES	10301



ACCOUNTS PAYABLE 11/20/2017-12/03/2017

VENDOR NAME	ACCOUNT	AMOUNT	DATE	CHECK	DESCRIPTION	VENDOR
			ISSUE #	#		
ECON HARDWARE	231-40-413-53001-000	5.02	43060	14377	MATERIAL AND SUPPLIES	10301
ECON HARDWARE	231-40-413-53001-000	2.46	43060	14377	MATERIAL AND SUPPLIES	10301
ECON HARDWARE	231-40-413-53001-000	1.62	43060	14377	MATERIAL AND SUPPLIES	10301
ECON HARDWARE	231-40-413-53001-000	17.28	43060	14377	MATERIAL AND SUPPLIES	10301
ECON HARDWARE	231-40-413-53001-000	23.23	43060	14377	MATERIAL AND SUPPLIES	10301
ECON HARDWARE	513-81-813-53001-000	54.10	43060	14377	MATERIAL AND SUPPLIES	10301
ECON HARDWARE	513-81-813-53001-000	24.70	43060	14377	MATERIAL AND SUPPLIES	10301
ECON HARDWARE	513-81-813-53001-000	102.86	43060	14377	MATERIAL AND SUPPLIES	10301
ECON HARDWARE	513-81-813-53001-000	31.04	43060	14377	MATERIAL AND SUPPLIES	10301
ECON HARDWARE	513-81-813-53001-000	27.86	43060	14377	MATERIAL AND SUPPLIES	10301
ECON HARDWARE	513-81-813-53001-000	23.32	43060	14377	MATERIAL AND SUPPLIES	10301
ECON HARDWARE	513-81-813-53001-000	38.06	43060	14377	MATERIAL AND SUPPLIES	10301
ECON HARDWARE	513-81-813-53001-000	43.27	43060	14377	MATERIAL AND SUPPLIES	10301
ECON HARDWARE	513-81-813-53001-000	239.83	43060	14377	MATERIAL AND SUPPLIES	10301
ECON HARDWARE	513-81-813-53001-000	14.05	43060	14377	MATERIAL AND SUPPLIES	10301
ECON HARDWARE	513-81-813-53001-000	15.55	43060	14377	MATERIAL AND SUPPLIES	10301
ECON HARDWARE	513-81-814-53001-000	81.84	43060	14377	MATERIAL AND SUPPLIES	10301
ECON HARDWARE	522-83-830-53001-000	(10.60)	43060	14377	MATERIAL AND SUPPLIES - RETURN ITEM	10301
ECON HARDWARE	522-83-830-53001-000	132.37	43060	14377	MATERIAL AND SUPPLIES	10301
ECON HARDWARE	544-82-823-53001-000	140.52	43060	14377	MATERIAL AND SUPPLIES	10301
ECON HARDWARE	544-82-823-53001-000	205.83	43060	14377	MATERIAL AND SUPPLIES	10301
ECON HARDWARE	544-82-823-53001-000	18.25	43060	14377	MATERIAL AND SUPPLIES	10301
ECON HARDWARE	544-82-823-53001-000	43.74	43060	14377	MATERIAL AND SUPPLIES	10301
ECON HARDWARE	544-82-823-53001-000	131.95	43060	14377	MATERIAL AND SUPPLIES	10301
ECON HARDWARE	544-82-824-53001-000	20.62	43060	14377	MATERIAL AND SUPPLIES	10301
ECON HARDWARE	544-82-824-53001-000	27.03	43060	14377	MATERIAL AND SUPPLIES	10301
ECON HARDWARE	544-82-824-53001-000	147.68	43060	14377	MATERIAL AND SUPPLIES	10301
ECON HARDWARE	544-82-824-53001-000	21.64	43060	14377	MATERIAL AND SUPPLIES	10301



ACCOUNTS PAYABLE 11/20/2017-12/03/2017

VENDOR NAME	ACCOUNT	AMOUNT	DATE	CHECK	DESCRIPTION	VENDOR
			ISSUE	#		
ECON HARDWARE	544-82-824-53001-000	32.44	43060	14377	MATERIAL AND SUPPLIES	10301
ECON HARDWARE	544-82-824-53001-000	94.25	43060	14377	MATERIAL AND SUPPLIES	10301
		\$ 2,422.86				
EL CENTRO RV-REPAIR & SUPPLY	111-20-250-54001-000	225.00	43069	14399	EQUIP REPAIRS & MAINTENANCE	11528
		\$ 225.00				
ENTERPRISE	111-50-510-55505-000	53.21	43069	14400	CAR RENTAL FOR CLSB	11430
ENTERPRISE	111-50-510-55505-000	36.69	43069	14400	CAR RENTAL FOR CLSB	11430
		\$ 89.90				
EULICES CARDENAS	111-30-310-55001-000	100.00	43069	0	PLANNING COMMISSION MTG - APRIL 10 2017	11485
		\$ 100.00				
FELIX JOSEPHINE BAUTISTA	111-30-310-55001-000	100.00	43069	14401	PLANNING COMMISSION MTG - APR 10 2017	11082
		\$ 100.00				
FULLCOURT PRESS	111-20-210-53001-000	321.86	43069	14402	MATERIAL & SUPPLIES	10366
		\$ 321.86				
GARIBALDO FENCE	513-81-814-54001-000	1,400.00	43069	0	REPAIRS TO FENCE	11531
GARIBALDO FENCE	544-82-824-54001-000	1,400.00	43069	0	REPAIRS TO FENCE	11531
		\$ 2,800.00				
GLOBAL POWER GROUP, INC	111-20-250-54001-000	1,126.79	43069	14403	EQUIP REPAIRS & MAINTENANCE	10380
		\$ 1,126.79				
HAZELRIGG CLAIMS MANAGEMENT SERVI	605-10-180-55019-000	2,500.00	43060	14378	GENERAL LIABILITY CLAIMS ADMIN SRVS	11321



ACCOUNTS PAYABLE 11/20/2017-12/03/2017

VENDOR NAME	ACCOUNT	AMOUNT	DATE	CHECK	DESCRIPTION	VENDOR
			ISSUE	#		
HOLMAN PROFESSIONAL	601-10-180-55001-000	\$ 570.72	43060	0	EMPLOYEE ASSISTANCE PROGRAM	10416
		\$ 570.72				
HUMANE SOCIETY OF IMPERIAL COUNTY	111-20-217-55029-000	\$ 160.00	43069	14404	ANIMAL CARE FOR OCT 2017	10419
		\$ 160.00				
HUNTER EMPLOYMENT L.L.C	111-10-150-55015-000	411.60	43060	14379	PAYROLL FOR WEEK ENDING 11192017 CITY MANAGER	10420
HUNTER EMPLOYMENT L.L.C	111-10-150-55015-000	441.00	43060	14379	PAYROLL FOR WEEK ENDING 11122017 CITY MANAGER	10420
HUNTER EMPLOYMENT L.L.C	111-10-162-55015-000	105.21	43060	14379	PAYROLL FOR WEEK ENDING 11192017 WTR CUST COUNTER	10420
HUNTER EMPLOYMENT L.L.C	111-10-162-55015-000	102.29	43060	14379	PAYROLL FOR WEEK ENDING 11122017 WTR CUST COUNTER	10420
HUNTER EMPLOYMENT L.L.C	111-10-180-55015-000	335.06	43060	14379	PAYROLL FOR WEEK ENDING 11192017 JANITORS	10420
HUNTER EMPLOYMENT L.L.C	111-10-180-55015-000	319.84	43060	14379	PAYROLL FOR WEEK ENDING 11122017 JANITORS	10420
HUNTER EMPLOYMENT L.L.C	111-20-210-55015-000	2,111.47	43060	14379	PAYROLL FOR WEEK ENDING 11192017 CLERK DISPATCHERS	10420
HUNTER EMPLOYMENT L.L.C	111-20-210-55015-000	1,960.52	43060	14379	PAYROLL FOR WEEK ENDING 11122017 CLERK DISPATCHERS	10420
HUNTER EMPLOYMENT L.L.C	111-20-216-55015-000	7,630.18	43060	14379	PAYROLL FOR WEEK ENDING 11192017 PARKING CONTROL	10420
HUNTER EMPLOYMENT L.L.C	111-20-216-55015-000	6,383.08	43060	14379	PAYROLL FOR WEEK ENDING 11122017 PARKING CONTROL	10420
HUNTER EMPLOYMENT L.L.C	111-30-330-55015-000	176.40	43060	14379	PAYROLL FOR WEEK ENDING 11192017 BUILD/PLAN DEPT	10420
HUNTER EMPLOYMENT L.L.C	111-30-330-55015-000	235.20	43060	14379	PAYROLL FOR WEEK ENDING 11122017 BUILD/PLAN DEPT	10420
HUNTER EMPLOYMENT L.L.C	111-40-416-55015-000	1,165.08	43060	14379	PAYROLL FOR WEEK ENDING 11192017 PARKS	10420
HUNTER EMPLOYMENT L.L.C	111-40-416-55015-000	1,103.76	43060	14379	PAYROLL FOR WEEK ENDING 11122017 PARKS	10420
HUNTER EMPLOYMENT L.L.C	111-50-510-55015-000	974.72	43060	14379	PAYROLL FOR WEEK ENDING 11192017 LIBRARY	10420
HUNTER EMPLOYMENT L.L.C	111-50-510-55015-000	1,096.56	43060	14379	PAYROLL FOR WEEK ENDING 11122017 LIBRARY	10420
HUNTER EMPLOYMENT L.L.C	111-50-520-55015-000	382.29	43060	14379	PAYROLL FOR WEEK ENDING 11192017 RECREATION INSTRUC	10420
HUNTER EMPLOYMENT L.L.C	111-50-520-55015-000	593.26	43060	14379	PAYROLL FOR WEEK ENDING 11122017 RECREATION	10420
HUNTER EMPLOYMENT L.L.C	111-50-520-55015-000	582.45	43060	14379	PAYROLL FOR WEEK ENDING 11192017 RECREATION	10420
HUNTER EMPLOYMENT L.L.C	111-50-520-55015-000	422.28	43060	14379	PAYROLL FOR WEEK ENDING 11122017 RECREATION INSTRUC	10420




ACCOUNTS PAYABLE 11/20/2017-12/03/2017

VENDOR NAME	ACCOUNT	AMOUNT	DATE CHECK ISSUE #	DESCRIPTION	VENDOR
HUNTER EMPLOYMENT L.L.C	221-50-510-55015-200	272.64	43060	14379 PAYROLL FOR WEEK ENDING 11192017 LIBRARY LITERACY	10420
HUNTER EMPLOYMENT L.L.C	221-50-510-55015-200	272.64	43060	14379 PAYROLL FOR WEEK ENDING 11122017 LIBRARY LITERACY	10420
HUNTER EMPLOYMENT L.L.C	222-50-520-55015-200	510.84	43060	14379 PAYROLL FOR WEEK ENDING 11192017 SENIOR PROGRAM INS	10420
HUNTER EMPLOYMENT L.L.C	222-50-520-55015-200	510.84	43060	14379 PAYROLL FOR WEEK ENDING 11122017 SENIOR PROGRAM INS	10420
HUNTER EMPLOYMENT L.L.C	231-40-413-55015-000	2,237.04	43060	14379 PAYROLL FOR WEEK ENDING 11192017 STREETS	10420
HUNTER EMPLOYMENT L.L.C	231-40-413-55015-000	1,368.72	43060	14379 PAYROLL FOR WEEK ENDING 11122017 STREETS	10420
HUNTER EMPLOYMENT L.L.C	513-81-811-55015-000	473.49	43060	14379 PAYROLL FOR WEEK ENDING 11192017 WTR CUST COUNTER	10420
HUNTER EMPLOYMENT L.L.C	513-81-811-55015-000	460.30	43060	14379 PAYROLL FOR WEEK ENDING 11122017 WTR CUST COUNTER	10420
HUNTER EMPLOYMENT L.L.C	513-81-814-55015-000	1,134.42	43060	14379 PAYROLL FOR WEEK ENDING 11192017 WATER DIST	10420
HUNTER EMPLOYMENT L.L.C	513-81-814-55015-000	1,471.68	43060	14379 PAYROLL FOR WEEK ENDING 11122017 WATER DIST	10420
HUNTER EMPLOYMENT L.L.C	544-82-824-55015-000	2,767.07	43060	14379 PAYROLL FOR WEEK ENDING 11192017 SEWER PLANT	10420
HUNTER EMPLOYMENT L.L.C	544-82-824-55015-000	473.49	43060	14379 PAYROLL FOR WEEK ENDING 11192017 WTR CUST COUNTER	10420
HUNTER EMPLOYMENT L.L.C	544-82-824-55015-000	460.30	43060	14379 PAYROLL FOR WEEK ENDING 11122017 WTR CUST COUNTER	10420
HUNTER EMPLOYMENT L.L.C	544-82-824-55015-000	2,820.72	43060	14379 PAYROLL FOR WEEK ENDING 11122017 WTR CUST COUNTER	10420
HUNTER EMPLOYMENT L.L.C	901-99-998-55015-000	1,103.76	43060	14379 PAYROLL FOR WEEK ENDING 11122017 PARKS	10420
HUNTER EMPLOYMENT L.L.C	901-99-998-55015-000	981.12	43060	14379 PAYROLL FOR WEEK ENDING 11192017 PARKS	10420
		\$ 43,851.32			
I D VILLE	111-20-210-53017-000	124.39	43069	14405 OFFICE SUPPLIES	10422
		\$ 124.39			
IMMEDIATE FAMILY MEDICAL CARE	111-20-210-55033-000	300.00	43069	14406 EMPLOYMENT EXAMS	11349
IMMEDIATE FAMILY MEDICAL CARE	111-20-210-55033-000	300.00	43069	14406 EMPLOYMENT EXAMS	11349
IMMEDIATE FAMILY MEDICAL CARE	111-20-210-55033-000	15.00	43069	14406 EMPLOYMENT EXAMS	11349
IMMEDIATE FAMILY MEDICAL CARE	111-20-210-55033-000	95.00	43069	14406 EMPLOYMENT EXAMS	11349
IMMEDIATE FAMILY MEDICAL CARE	111-20-210-55033-000	300.00	43069	14406 EMPLOYMENT EXAMS	11349
		\$ 1,010.00			



ACCOUNTS PAYABLE 11/20/2017-12/03/2017

VENDOR NAME	ACCOUNT	AMOUNT	DATE	CHECK	DESCRIPTION	VENDOR
			ISSUE	#		
IMPERIAL VALLEY PAINT CENTER	231-40-413-53001-000	750.98	43069	14407	MATERIAL & SUPPLIES	10455
IMPERIAL VALLEY PAINT CENTER	231-40-413-53001-000	973.71	43069	14407	MATERIAL & SUPPLIES	10455
		\$ 1,724.69				
IMPERIAL VALLEY PRESS	111-10-150-55017-000	189.96	43069	14408	ADVERTISING - ORDINANCE NO. 1180	10456
IMPERIAL VALLEY PRESS	111-20-250-55017-000	521.88	43069	14408	ADVERTISING - FIREFIGHTER POSITION	10456
		\$ 711.84				
INDUSTRIAL CHEM LABS & SERVICES INC	544-82-824-53012-000	601.62	43069	14409	CHEMICALS	10459
		\$ 601.62				
INFOSEND, INC	513-81-813-55025-000	2,000.88	43069	0	DATA PROCESSING - WATER STATEMENTS	10460
INFOSEND, INC	544-82-823-55025-000	2,000.89	43069	0	DATA PROCESSING - WATER STATEMENTS	10460
		\$ 4,001.77				
INTRAN SERVICES	111-10-110-55025-000	56.25	43069	14410	TRANSLATION SERVICE FOR CCM NOV 15 2017	10473
INTRAN SERVICES	111-10-150-55025-000	56.25	43069	14410	TRANSLATION SERVICE FOR CCM NOV 15 2017	10473
		\$ 112.50				
J & S AIR CONDITIONING	231-40-413-53001-000	250.31	43069	14411	MATERIAL & SUPPLIES	10478
		\$ 250.31				
KS STATE BANK GOVERNMENT FINANCE I	111-10-160-55500-000	76.36	43069	0	FIREKING SERVICE FOR THE MONTH OF DEC2017	11360
KS STATE BANK GOVERNMENT FINANCE I	513-81-813-55500-000	76.36	43069	0	FIREKING SERVICE FOR THE MONTH OF DEC2017	11360
KS STATE BANK GOVERNMENT FINANCE I	544-82-823-55500-000	76.36	43069	0	FIREKING SERVICE FOR THE MONTH OF DEC2017	11360
		\$ 229.08				
LEXIPOL, LLC	111-20-250-55501-000	5,968.00	43069	14412	MEMBERSHIP DUES	10518



ACCOUNTS PAYABLE 11/20/2017-12/03/2017

VENDOR NAME	ACCOUNT	AMOUNT	DATE	CHECK	DESCRIPTION	VENDOR
			ISSUE	#		
M D CARPET	111-10-180-54010-000	\$ 2,823.04	43069	14413	BUILDING MAINTENANCE - MEXICAN CONSULTE	10531
		\$ 2,823.04				
MAXIM MARY	222-50-520-53001-200	\$ 267.93	43069	14414	MATERIAL & SUPPLIES SENIORS	10545
		\$ 267.93				
NEIGHBORHOOD MEAT MARKET	111-00-000-22710-600	\$ 300.00	43069	14415	TREE LIGHTING EVENT	11428
		\$ 300.00				
PERRONE ALEX	111-30-310-55001-000	\$ 100.00	43069	14416	PLANNING COMMISSION MTG - APRIL 10 2017	11460
		\$ 100.00				
PINNACLE INSURANCE ADMN	601-10-180-55038-000	347.45	43060	0	ADMIN ACTIVE FEES FOR NOV 2017	10645
PINNACLE INSURANCE ADMN	601-10-180-55038-000	5,655.39	43060	0	ADMIN ACTIVE FEES FOR NOV 2017	10645
PINNACLE INSURANCE ADMN	601-10-180-55038-000	29,865.82	43060	0	ADMIN ACTIVE FEES FOR NOV 2017	10645
PINNACLE INSURANCE ADMN	602-10-180-44902-000	(4,203.23)	43060	0	FEES FOR OCT 2017	10645
PINNACLE INSURANCE ADMN	602-10-180-55038-000	10,387.67	43060	0	FEES FOR OCT 2017	10645
		\$ 42,053.10				
POSITIVE PROMOTIONS INC.	222-50-520-53001-300	\$ 634.16	43069	0	MATERIAL & SUPPLIES	10661
		\$ 634.16				
QUILL CORPORATION	111-10-150-53001-000	60.60	43060	14380	MATERIAL & SUPPLIES	10679
QUILL CORPORATION	111-10-150-53001-000	29.74	43060	14380	MATERIAL & SUPPLIES	10679
QUILL CORPORATION	111-10-150-53001-000	76.82	43060	14380	MATERIAL & SUPPLIES	10679
QUILL CORPORATION	111-10-160-53001-000	29.75	43060	14380	MATERIAL & SUPPLIES	10679




ACCOUNTS PAYABLE 11/20/2017-12/03/2017

VENDOR NAME	ACCOUNT	AMOUNT	DATE	CHECK	DESCRIPTION	VENDOR
			ISSUE	#		
QUILL CORPORATION	111-10-160-53001-000	12.12	43060	14380	MATERIAL & SUPPLIES	10679
QUILL CORPORATION	111-10-160-53001-000	15.37	43060	14380	MATERIAL & SUPPLIES	10679
QUILL CORPORATION	111-10-160-53017-000	98.63	43060	14380	OFFICE SUPPLIES	10679
QUILL CORPORATION	111-10-162-53001-000	12.12	43060	14380	MATERIAL & SUPPLIES	10679
QUILL CORPORATION	111-10-162-53001-000	15.37	43060	14380	MATERIAL & SUPPLIES	10679
QUILL CORPORATION	111-10-162-53017-000	39.28	43060	14380	OFFICE SUPPLIES	10679
QUILL CORPORATION	111-30-310-53001-000	12.12	43060	14380	MATERIAL & SUPPLIES	10679
QUILL CORPORATION	111-30-310-53001-000	15.37	43060	14380	MATERIAL & SUPPLIES	10679
QUILL CORPORATION	111-30-330-53001-000	12.12	43060	14380	MATERIAL & SUPPLIES	10679
QUILL CORPORATION	111-30-330-53001-000	15.37	43060	14380	MATERIAL & SUPPLIES	10679
QUILL CORPORATION	111-40-410-53001-000	12.12	43060	14380	MATERIAL & SUPPLIES	10679
QUILL CORPORATION	111-40-410-53001-000	15.37	43060	14380	MATERIAL & SUPPLIES	10679
		\$ 472.27				
ROBINSON FORD SALES, INC	111-20-217-53011-000	663.20	43069	14417	VEHICLE PARTS AND EQUIPMENT	10716
ROBINSON FORD SALES, INC	111-20-217-53011-000	(119.26)	43069	14417	VEHICLE PARTS AND EQUIPMENT	10716
ROBINSON FORD SALES, INC	111-20-217-53011-000	954.05	43069	14417	VEHICLE PARTS AND EQUIPMENT	10716
		\$ 1,497.99				
RODRIGUEZ CESAR	111-30-310-55001-000	100.00	43069	14418	PLANNING COMMISSION MTG - APRIL 10 2017	10717
		\$ 100.00				
SALAZAR MARY D	111-30-310-55001-000	100.00	43069	14419	PLANNING COMMISSION MTG - APR 10 2017	10734
SALAZAR MARY D	111-30-310-55001-000	100.00	43069	14419	PLANNING COMMISSION MTG - NOV 27 2017	10734
		\$ 200.00				
SERRANO JESUS	111-20-210-55512-000	600.00	43069	14420	REIMBURSEMENT FOR EDUCATIONAL FY2017-18	10754
		\$ 600.00				



ACCOUNTS PAYABLE 11/20/2017-12/03/2017

VENDOR NAME	ACCOUNT	AMOUNT	DATE CHECK ISSUE #	DESCRIPTION	VENDOR
STAXUP STORAGE PORTICO	111-20-210-55025-000	276.00	43069	14421 STORAGE SERVICE FEE FOR DEC 2017	11423
		\$ 276.00			
STEVEN ENTERPRISES, INC	231-40-413-54001-000	106.26	43069	14422 OFFICE EQUIPMENT MAINTENANCE	11375
STEVEN ENTERPRISES, INC	231-40-413-54001-000	99.00	43069	14422 OFFICE EQUIPMENT MAINTENANCE	11375
STEVEN ENTERPRISES, INC	231-40-413-54001-000	113.21	43069	14422 OFFICE EQUIPMENT MAINTENANCE	11375
STEVEN ENTERPRISES, INC	513-81-813-54013-000	99.00	43069	14422 OFFICE EQUIPMENT MAINTENANCE	11375
STEVEN ENTERPRISES, INC	513-81-813-54013-000	106.25	43069	14422 OFFICE EQUIPMENT MAINTENANCE	11375
STEVEN ENTERPRISES, INC	513-81-813-54013-000	113.21	43069	14422 OFFICE EQUIPMENT MAINTENANCE	11375
STEVEN ENTERPRISES, INC	513-81-814-54013-000	106.25	43069	14422 OFFICE EQUIPMENT MAINTENANCE	11375
STEVEN ENTERPRISES, INC	513-81-814-54013-000	99.00	43069	14422 OFFICE EQUIPMENT MAINTENANCE	11375
STEVEN ENTERPRISES, INC	513-81-814-54013-000	113.21	43069	14422 OFFICE EQUIPMENT MAINTENANCE	11375
STEVEN ENTERPRISES, INC	544-82-823-54013-000	99.00	43069	14422 OFFICE EQUIPMENT MAINTENANCE	11375
STEVEN ENTERPRISES, INC	544-82-823-54013-000	106.25	43069	14422 OFFICE EQUIPMENT MAINTENANCE	11375
STEVEN ENTERPRISES, INC	544-82-823-54013-000	113.21	43069	14422 OFFICE EQUIPMENT MAINTENANCE	11375
STEVEN ENTERPRISES, INC	544-82-824-54013-000	106.26	43069	14422 OFFICE EQUIPMENT MAINTENANCE	11375
STEVEN ENTERPRISES, INC	544-82-824-54013-000	113.20	43069	14422 OFFICE EQUIPMENT MAINTENANCE	11375
STEVEN ENTERPRISES, INC	544-82-824-54013-000	99.00	43069	14422 OFFICE EQUIPMENT MAINTENANCE	11375
		\$ 1,592.31			
SUNDAHL SHAUN	111-20-210-55505-000	651.00	43069	14423 REIMBURSEMENT LODGING	10805
		\$ 651.00			
TEAM ONSITE CONSULTING INC	111-10-162-55015-000	51.08	43069	0 TEMP STAFFING WEEKENDING 11192017 FINANCE	11401
TEAM ONSITE CONSULTING INC	111-10-162-55015-000	44.51	43069	0 TEMP STAFFING WEEKENDING 11262017 FINANCE	11401
TEAM ONSITE CONSULTING INC	111-50-520-55015-000	535.50	43069	0 TEMP STAFFING WEEKENDING 11192017 SENIORS	11401
TEAM ONSITE CONSULTING INC	111-60-601-55015-000	967.50	43069	0 TEMP STAFFING WEEKENDING 11192017 HOUSING	11401



ACCOUNTS PAYABLE 11/20/2017-12/03/2017

VENDOR NAME	ACCOUNT	AMOUNT	DATE	CHECK	DESCRIPTION	VENDOR
			ISSUE	#		
TEAM ONSITE CONSULTING INC	222-50-520-55015-200	338.63	43069		0 TEMP STAFFING WEEKENDING 11262017 SENIORS	11401
TEAM ONSITE CONSULTING INC	236-84-840-55015-000	163.10	43069		0 TEMP STAFFING WEEKENDING 11192017 AIRPORT	11401
TEAM ONSITE CONSULTING INC	236-84-840-55015-000	163.10	43069		0 TEMP STAFFING WEEKENDING 11262017 AIRPORT	11401
TEAM ONSITE CONSULTING INC	513-81-812-55015-000	229.87	43069		0 TEMP STAFFING WEEKENDING 11192017 FINANCE	11401
TEAM ONSITE CONSULTING INC	513-81-812-55015-000	200.28	43069		0 TEMP STAFFING WEEKENDING 11262017 FINANCE	11401
TEAM ONSITE CONSULTING INC	513-81-814-55015-000	638.00	43069		0 TEMP STAFFING WEEKENDING 11192017 PUBLIC WORKS	11401
TEAM ONSITE CONSULTING INC	513-81-814-55015-000	638.00	43069		0 TEMP STAFFING WEEKENDING 11262017 PUBLIC WORKS	11401
TEAM ONSITE CONSULTING INC	522-83-830-55015-000	929.67	43069		0 TEMP STAFFING WEEKENDING 11192017 AIRPORT	11401
TEAM ONSITE CONSULTING INC	522-83-830-55015-000	864.43	43069		0 TEMP STAFFING WEEKENDING 11262017 AIRPORT	11401
TEAM ONSITE CONSULTING INC	544-82-821-55015-000	229.86	43069		0 TEMP STAFFING WEEKENDING 11192017 FINANCE	11401
TEAM ONSITE CONSULTING INC	544-82-821-55015-000	200.27	43069		0 TEMP STAFFING WEEKENDING 11262017 FINANCE	11401
		\$ 6,193.80				
TIME WARNER CABLE	111-10-180-55514-000	64.21	43069		14424 CABLE SERVICE NOV 12 - DEC 11 2017	10830
TIME WARNER CABLE	111-20-210-55514-000	29.24	43069		14424 CABLE SERVICE NOV 16 - DEC 15 2017	10830
		\$ 93.45				
UNIFIRST CORPORATION	111-20-210-53001-000	75.68	43060		14381 MATERIAL AND SUPPLIES	10848
UNIFIRST CORPORATION	111-20-210-53001-000	72.87	43060		14381 MATERIAL AND SUPPLIES	10848
UNIFIRST CORPORATION	111-20-210-53001-000	75.24	43060		14381 MATERIAL AND SUPPLIES	10848
UNIFIRST CORPORATION	111-20-216-53001-000	13.72	43060		14381 MATERIAL AND SUPPLIES	10848
UNIFIRST CORPORATION	111-20-216-53001-000	22.69	43060		14381 MATERIAL AND SUPPLIES	10848
UNIFIRST CORPORATION	111-20-216-53001-000	13.72	43060		14381 MATERIAL AND SUPPLIES	10848
UNIFIRST CORPORATION	111-20-216-53001-000	22.69	43060		14381 MATERIAL AND SUPPLIES	10848
UNIFIRST CORPORATION	111-20-216-53010-000	274.93	43060		14381 UNIFORM CLEANING	10848
UNIFIRST CORPORATION	111-20-216-53010-000	265.63	43060		14381 UNIFORM CLEANING	10848
UNIFIRST CORPORATION	111-20-216-53010-000	294.74	43060		14381 UNIFORM AND CLEANING	10848
UNIFIRST CORPORATION	111-20-216-53010-000	272.88	43060		14381 UNIFORM AND CLEANING	10848



ACCOUNTS PAYABLE 11/20/2017-12/03/2017

VENDOR NAME	ACCOUNT	AMOUNT	DATE	CHECK	DESCRIPTION	VENDOR
			ISSUE	#		
		\$ 1,404.79				
UNION PACIFIC RAILROAD COMPANY	412-90-901-56000-000	932.14	43069	14425	CESAR CHAVEZ IMPROVEMENT PROJECT	11432
UNION PACIFIC RAILROAD COMPANY	412-90-901-56000-000	1,000.00	43069	14426	CESAR CHAVEZ IMPROVEMENT PROJECT	11562
		\$ 1,932.14				
USPS	111-50-510-53020-000	\$ 245.00	43069	14427	POSTAGE	10859
		\$ 245.00				
VERIZON WIRELESS	111-20-210-55511-000	1,468.72	43069	14428	MOBIL SERVICE NOV 7 - DEC 6 2017	10872
		\$ 1,468.72				
WITTMAN ENTERPRISES, LLC	111-20-250-55024-000	2,620.94	43069	14429	AMBULANCE BILLING - OCT 2017	10896
WITTMAN ENTERPRISES, LLC	111-20-250-55024-000	3,559.37	43069	14429	AMBULANCE BILLING - JULY 2017	10896
WITTMAN ENTERPRISES, LLC	111-20-250-55024-000	5,647.78	43069	14429	AMBULANCE BILLING - AUG 2017	10896
WITTMAN ENTERPRISES, LLC	111-20-250-55024-000	4,131.75	43069	14429	AMBULANCE BILLING - SEPT 2017	10896
		\$ 15,959.84				
W-PNP, INC	111-10-180-55025-000	4,000.00	43069	14430	IT SERVICE FOR THE MONTH OF OCT 2017	10902
		\$ 4,000.00				
YORK RISK SERVICES GROUP INC ATTN: CI	111-10-160-55507-000	26.00	43060	14382	CLAIMS PAYMENTS - WC	11315
YORK RISK SERVICES GROUP INC ATTN: CI	111-10-160-55507-000	20.23	43060	14382	CLAIMS PAYMENTS - WC	11315
YORK RISK SERVICES GROUP INC ATTN: CI	603-10-180-52032-000	25,091.17	43060	14382	CLAIMS PAYMENTS - WC	11315
YORK RISK SERVICES GROUP INC ATTN: CI	603-10-180-52032-000	19,615.49	43060	14382	CLAIMS PAYMENTS - WC	11315
		\$ 44,752.89				
		728,943.56				

Payroll

Pay Type Register



User: sfonseca
 Printed: 12/11/2017 - 9:29AM
 Check Date Range: 11/25/2017 to 12/08/2017
 Period Date Range: All
 Batch Info: All
 Pay Types: A, ADJ, AL, AS, AW, B, BL, BN, BV, C, CB, CE, CNF, COP, CT, D, DAP, DP, DT, EDU, EMT, F, FL, FLAT, FR, FRT, FTO, H, HAZ, HL, HR, J, JD, JOP, LD, LNG, LV, LVM, ME, MIP, MOP, NDP, NS, O, OC, OCT, OH, OSA, OSP, OT, OTS, P, PIP, PMD, POS, R, RNP, S, SAL, SB, SC, SFC, SGV, SHR, SK, SLD, SLV, SML, SOF, SOH, SOJ, SOT, SP, SPC,

Department	Pay Type	Description	Hours	Amount
C MNGR				
	C	Comp Time Taken FLSA/	0.25	5.70
	CE	Comp Time Earned	1.53	0.00
	CNF	Confidential Pay	0.00	208.81
	COP	Computer Operations	0.00	92.80
	EDU	Education Incentive	0.00	462.22
	H	Holiday FLSA Included	51.00	1,221.43
	HL	Holiday	34.00	2,155.01
	LNG	Longevity	0.00	221.61
	ME	Misc Expense	0.00	258.46
	O	FLSA Overtime	24.00	1,019.94
	OC	Out of Class	0.00	60.00
	OTS	Overtime Special	0.00	130.82
	P	Permanent	271.25	11,266.78
	TUP	Temporary Upgrade	0.00	207.20
	V	Vacation FLSA Included	34.50	830.58
	VC	Vacation	9.00	409.63
		Department Total	425.53	18,550.99
COUNCIL				
	ADJ	Adjustment	0.00	-246.36
	ME	Misc Expense	0.00	240.00
	P	Permanent	122.00	3,025.00
		Department Total	122.00	3,018.64
CUST SRV				
	C	Comp Time Taken FLSA/	1.50	20.92
	CE	Comp Time Earned	3.46	0.00
	FR	Furlough	-16.00	-223.12
	FRT	Furlough Taken	16.00	223.12
	H	Holiday FLSA Included	32.00	446.26
	NS	Non-Scheduled Hours	1.25	17.43
	O	FLSA Overtime	0.50	10.46
	P	Permanent	102.00	1,422.44
	S	Sick FLSA Included	7.00	97.62
	V	Vacation FLSA Included	1.50	20.92
		Department Total	149.21	2,036.05
DVLPMT				

Department	Pay Type	Description	Hours	Amount
	F	Floating Holiday FLSA	9.25	276.68
	FR	Furlough	-40.00	-1,029.94
	FRT	Furlough Taken	40.00	1,029.94
	H	Holiday FLSA Included	48.00	1,144.53
	HL	Holiday	16.00	541.48
	LNG	Longevity	0.00	360.06
	ME	Misc Expense	0.00	36.92
	MIP	Management Incentive	0.00	73.10
	NS	Non-Scheduled Hours	2.25	41.07
	OSA	Off Salary Schedule	0.00	189.60
	P	Permanent	223.25	5,839.56
	S	Sick FLSA Included	10.67	249.32
	V	Vacation FLSA Included	7.50	158.64
		Department Total	316.92	8,910.96
ENG/PLAN				
	FR	Furlough	-16.00	-478.58
	FRT	Furlough Taken	16.00	478.58
	H	Holiday FLSA Included	32.00	957.18
	LNG	Longevity	0.00	133.87
	NS	Non-Scheduled Hours	0.50	14.96
	P	Permanent	101.50	3,036.03
	V	Vacation FLSA Included	10.50	314.07
		Department Total	144.50	4,456.11
FINANCE				
	CNF	Confidential Pay	0.00	139.85
	FR	Furlough	-24.00	-495.67
	FRT	Furlough Taken	24.00	495.67
	H	Holiday FLSA Included	65.00	1,369.44
	HL	Holiday	17.00	833.24
	J	Jury Duty FLSA Include	8.00	146.03
	LNG	Longevity	0.00	175.86
	NS	Non-Scheduled Hours	12.50	281.82
	O	FLSA Overtime	10.00	353.80
	OC	Out of Class	0.00	70.00
	OTS	Overtime Special	0.00	20.97
	P	Permanent	246.50	6,673.26
	S	Sick FLSA Included	2.25	41.07
	TUP	Temporary Upgrade	0.00	184.80
	V	Vacation FLSA Included	27.00	595.98
	VC	Vacation	10.25	502.39
		Department Total	398.50	11,388.51
FIRE				
	CE	Comp Time Earned	2.38	0.00
	CNF	Confidential Pay	0.00	69.60
	EDU	Education Incentive	0.00	2,444.46
	EMT	Advanced EMT	0.00	318.54
	FR	Furlough	-8.00	-196.21
	FRT	Furlough Taken	8.00	196.21
	H	Holiday FLSA Included	16.00	392.42
	HAZ	Hazmat Pay	0.00	684.81

Department	Pay Type	Description	Hours	Amount
	HL	Holiday	48.00	1,697.13
	LNG	Longevity	0.00	380.67
	OTS	Overtime Special	0.00	1,698.98
	P	Permanent	47.00	1,152.72
	PMD	Paramedic Pay	0.00	3,595.75
	SHR	SF Regular Holiday	648.00	12,662.53
	SK	Sick	48.00	901.46
	SOF	Fire FLSA Overtime	890.00	8,775.34
	SOH	SF Holiday Overtime	360.00	10,538.71
	SP	SF Permanent	2,994.50	61,528.04
	V	Vacation FLSA Included	9.00	220.73
	VC	Vacation	88.00	1,808.05
Department Total			5,150.88	108,869.94

H-E DIV

	C	Comp Time Taken FLSA/	0.25	6.77
	CNF	Confidential Pay	0.00	70.05
	FR	Furlough	-16.00	-423.13
	FRT	Furlough Taken	16.00	423.13
	H	Holiday FLSA Included	32.00	846.26
	HL	Holiday	17.00	877.51
	LNG	Longevity	0.00	115.79
	ME	Misc Expense	0.00	152.31
	NS	Non-Scheduled Hours	0.50	12.90
	P	Permanent	166.25	5,987.82
	V	Vacation FLSA Included	8.50	219.24
Department Total			224.50	8,288.65

LIBRARY

	A	Admn Taken	26.00	1,051.23
	C	Comp Time Taken FLSA/	2.00	30.71
	CNF	Confidential Pay	0.00	69.60
	EDU	Education Incentive	0.00	366.93
	F	Floating Holiday FLSA	16.00	392.42
	FR	Furlough	-32.00	-742.06
	FRT	Furlough Taken	32.00	742.06
	H	Holiday FLSA Included	32.00	638.13
	HL	Holiday	49.00	1,639.08
	LNG	Longevity	0.00	207.20
	ME	Misc Expense	0.00	36.92
	OSA	Off Salary Schedule	0.00	95.18
	P	Permanent	229.00	6,304.31
	V	Vacation FLSA Included	8.00	196.21
	VC	Vacation	6.00	158.63
Department Total			368.00	11,186.55

P-ANIMAL

	CB	Callback	6.00	176.92
	FR	Furlough	-16.00	-314.52
	FRT	Furlough Taken	16.00	314.52
	H	Holiday FLSA Included	36.00	707.68
	LNG	Longevity	0.00	46.40
	O	FLSA Overtime	12.00	356.37

Department	Pay Type	Description	Hours	Amount
	OH	Holiday Overtime	2.75	81.09
	OTS	Overtime Special	0.00	9.04
	P	Permanent	92.00	1,808.52
	V	Vacation FLSA Included	16.00	314.52
Department Total			164.75	3,500.54

PARKING

	CT	Comp Time	10.50	220.08
	FR	Furlough	-8.00	-146.03
	FRT	Furlough Taken	8.00	146.03
	H	Holiday FLSA Included	16.00	292.07
	HL	Holiday	16.00	335.36
	LNG	Longevity	0.00	118.68
	NS	Non-Scheduled Hours	8.00	146.03
	O	FLSA Overtime	27.75	770.13
	OTS	Overtime Special	0.00	12.07
	P	Permanent	101.50	1,975.93
	SK	Sick	9.00	188.64
Department Total			188.75	4,058.99

POLICE

	A	Admn Taken	6.00	279.91
	BL	Bilingual	0.00	248.96
	DP	Differential Pay	207.00	294.44
	EDU	Education Incentive	0.00	630.43
	F	Floating Holiday FLSA	8.00	279.88
	FR	Furlough	-80.00	-1,989.45
	FRT	Furlough Taken	80.00	1,989.45
	FTO	FTO School	0.00	221.92
	H	Holiday FLSA Included	83.00	2,066.51
	HL	Holiday	48.00	2,402.86
	HR	Regular Holiday	48.00	866.15
	LNG	Longevity	0.00	619.29
	NS	Non-Scheduled Hours	23.75	444.44
	O	FLSA Overtime	65.50	1,982.83
	OH	Holiday Overtime	48.00	1,380.84
	OTS	Overtime Special	0.00	1,262.21
	P	Permanent	486.00	9,375.32
	PIP	Police Investigator	0.00	139.94
	POS	Peace Officer Certificate	0.00	3,198.16
	S	Sick FLSA Included	94.00	2,250.77
	SC	Salary Reduction	0.00	-8,529.44
	SGV	Safety Graveyard	518.75	1,309.92
	SHR	SF Regular Holiday	56.00	1,706.43
	SK	Sick	8.50	396.54
	SLD	SF Light Duty	106.00	3,708.42
	SOH	SF Holiday Overtime	84.00	4,193.66
	SOT	SF Overtime	119.00	7,241.41
	SP	SF Permanent	1,218.75	42,188.46
	SSC	SF Officer Charge	0.00	140.00
	SSW	Safety Swing	591.50	524.20
	T	Temporary	27.00	683.97
	TUP	Temporary Upgrade	0.00	94.01
	V	Vacation FLSA Included	67.47	1,824.61
	VC	Vacation	8.00	373.22

Department	Pay Type	Description	Hours	Amount	
			Department Total	3,922.22	83,800.27
PUB WRKS					
	CNF	Confidential Pay	0.00	69.60	
	FR	Furlough	-24.00	-748.69	
	FRT	Furlough Taken	24.00	748.69	
	H	Holiday FLSA Included	32.00	785.22	
	HL	Holiday	33.00	1,703.79	
	LNG	Longevity	0.00	175.72	
	ME	Misc Expense	0.00	152.31	
	NS	Non-Scheduled Hours	1.00	24.55	
	P	Permanent	215.25	8,369.37	
	V	Vacation FLSA Included	7.75	190.20	
	VC	Vacation	8.00	356.08	
			Department Total	297.00	11,826.84
PW-FACIL					
	FR	Furlough	-16.00	-330.95	
	FRT	Furlough Taken	16.00	330.95	
	H	Holiday FLSA Included	32.00	661.89	
	LNG	Longevity	0.00	106.40	
	OSA	Off Salary Schedule	0.00	70.81	
	P	Permanent	91.25	1,888.17	
	V	Vacation FLSA Included	20.75	428.44	
			Department Total	144.00	3,155.71
PW-FLEET					
	CE	Comp Time Earned	12.00	0.00	
	FR	Furlough	-32.00	-727.00	
	FRT	Furlough Taken	32.00	727.00	
	H	Holiday FLSA Included	48.00	1,044.40	
	HL	Holiday	17.00	435.18	
	LNG	Longevity	0.00	150.43	
	P	Permanent	167.00	3,810.07	
	S	Sick FLSA Included	7.75	176.68	
	V	Vacation FLSA Included	7.92	171.20	
	VC	Vacation	3.00	76.80	
			Department Total	262.67	5,864.76
PW-PARK					
	FR	Furlough	-8.00	-165.22	
	FRT	Furlough Taken	8.00	165.22	
	H	Holiday FLSA Included	16.00	330.45	
	LNG	Longevity	0.00	92.00	
	LV	MD Leave FLSA Includ	8.00	165.22	
	OSA	Off Salary Schedule	0.00	74.35	
	P	Permanent	45.00	929.39	
	V	Vacation FLSA Included	3.00	61.96	
			Department Total	72.00	1,653.37
PW-STRET					

Department	Pay Type	Description	Hours	Amount
	FR	Furlough	-24.00	-472.34
	FRT	Furlough Taken	24.00	472.34
	H	Holiday FLSA Included	48.00	944.69
	LNG	Longevity	0.00	122.16
	P	Permanent	62.00	1,191.03
	V	Vacation FLSA Included	50.00	958.84
		Department Total	160.00	3,216.72
RCRTION				
	C	Comp Time Taken FLSA/	4.75	104.80
	F	Floating Holiday FLSA	16.00	347.18
	FR	Furlough	-24.00	-520.93
	FRT	Furlough Taken	24.00	520.93
	H	Holiday FLSA Included	48.00	1,041.87
	LNG	Longevity	0.00	157.23
	NS	Non-Scheduled Hours	0.50	11.71
	O	FLSA Overtime	0.75	28.96
	OTS	Overtime Special	0.00	1.29
	P	Permanent	116.25	2,580.28
	V	Vacation FLSA Included	31.00	614.25
		Department Total	217.25	4,887.57
WST-COLL				
	CB	Callback	4.00	137.11
	CE	Comp Time Earned	12.00	0.00
	DP	Differential Pay	4.00	6.87
	DT	Double Time	2.00	91.63
	FR	Furlough	-16.00	-318.07
	FRT	Furlough Taken	16.00	318.07
	H	Holiday FLSA Included	32.00	636.12
	HL	Holiday	49.00	1,462.23
	LNG	Longevity	0.00	561.51
	O	FLSA Overtime	0.50	22.22
	OTS	Overtime Special	0.00	9.51
	P	Permanent	164.50	3,453.47
	SB	Stand-By	84.00	1,916.93
	SK	Sick	66.69	2,786.81
	V	Vacation FLSA Included	9.50	193.22
	VC	Vacation	7.54	172.72
	WC	Water Certification	0.00	459.31
	XCM	Comp Time Misc Pay O	1.55	66.48
	XSM	Sick Misc Pay Off	173.33	7,434.71
	XVM	Vacation Misc Pay Off	80.52	3,453.78
		Department Total	691.13	22,864.63
WST-TRET				
	CE	Comp Time Earned	42.00	0.00
	CT	Comp Time	11.00	322.56
	EDU	Education Incentive	0.00	230.20
	FL	Floating Holiday	9.00	386.04
	HL	Holiday	82.00	2,791.42
	LNG	Longevity	0.00	420.15

Department	Pay Type	Description	Hours	Amount
	OCT	Overtime Comp PO	31.00	909.02
	OH	Holiday Overtime	10.00	439.85
	OTS	Overtime Special	0.00	138.19
	P	Permanent	266.50	8,812.99
	SB	Stand-By	36.00	1,055.64
	SK	Sick	1.25	30.84
	VC	Vacation	31.25	1,213.64
	WC	Water Certification	0.00	401.77
		Department Total	520.00	17,152.31
WTR-ADMN				
	FR	Furlough	-8.00	-177.93
	FRT	Furlough Taken	8.00	177.93
	H	Holiday FLSA Included	16.00	355.86
	LNG	Longevity	0.00	92.58
	NS	Non-Scheduled Hours	0.50	11.12
	P	Permanent	55.00	1,223.26
	S	Sick FLSA Included	-1.00	-22.24
	V	Vacation FLSA Included	2.00	44.48
		Department Total	72.50	1,705.06
WTR-DIST				
	CB	Callback	5.50	206.35
	CE	Comp Time Earned	18.00	0.00
	CT	Comp Time	5.00	121.96
	DP	Differential Pay	8.50	15.92
	DT	Double Time	5.00	251.01
	F	Floating Holiday FLSA	1.50	22.47
	FL	Floating Holiday	2.00	48.25
	FR	Furlough	-8.00	-119.86
	FRT	Furlough Taken	8.00	119.86
	H	Holiday FLSA Included	16.00	239.71
	HL	Holiday	82.00	2,336.03
	LNG	Longevity	0.00	122.09
	O	FLSA Overtime	4.00	281.52
	OTS	Overtime Special	0.00	25.60
	P	Permanent	361.00	9,375.51
	SB	Stand-By	36.00	912.44
	SK	Sick	-16.00	-405.04
	VC	Vacation	18.00	455.67
	WC	Water Certification	0.00	244.50
		Department Total	546.50	14,253.99
WTR-TRTM				
	CB	Callback	20.00	880.22
	CE	Comp Time Earned	12.00	0.00
	CT	Comp Time	1.25	36.68
	DP	Differential Pay	170.00	374.08
	DT	Double Time	4.00	234.72
	EDU	Education Incentive	0.00	88.89
	HL	Holiday	81.00	2,630.45
	HR	Regular Holiday	48.00	1,408.34
	JD	Jury Duty	13.75	403.43

Department	Pay Type	Description	Hours	Amount
	LNG	Longevity	0.00	294.87
	LVM	MD Leave	0.50	21.45
	O	FLSA Overtime	124.50	7,267.47
	OH	Holiday Overtime	48.00	2,112.52
	OTS	Overtime Special	0.00	1,113.92
	P	Permanent	240.50	7,747.54
	SB	Stand-By	36.00	1,082.67
	VC	Vacation	38.50	1,385.30
	WC	Water Certification	0.00	1,175.72
Department Total			838.00	28,258.27
Report Total			15,396.81	382,905.43

Payroll

Deduction Register - Totals Only



User: sfonseca
Printed: 12/11/2017 - 9:27 AM
Check Date Range: 11/25/2017 to 12/08/2017
Period End Range: All
Batch Info: All
Deductions: FICAR, FLEXR, H-EPOR, H-LIFR, H-PPOR, H-PTR, ICMAR, MEDIR, P-PEPM, P-PPFR, P-PPMR, P-PPS, P-PPSR, P-PSFR, P-PSMR, P-PSS, P-PSSR, P-PSTM, SUI, VA-CAR, V-AHR, VA-ICR, VA-SER, VA-STR, VC-ACR, VC-CAR, VC-CRR, VC-ICR, VC-STR, VC-TLR, VC-ULR, VC-WLR, V-LSR, WCTotals Only

	Amount
FICAR: FICA Employer Portion	11,930.50
FLEXR: Flex Plan Emplr Portion	78.21
H-EPOR: Health EPO	57,699.83
H-LIFR: Life Insurance	500.61
H-PPOR: Health PPO	12,764.55
ICMAR: Def Comp Plan - Emplr Allow	915.09
MEDIR: Medicare Employer Portion	5,326.53
P-PEPM: Pers Pepra Misc Emp Portion	82.35
P-PPMR: Pers Pepra Misc Emplr Portion	1,085.24
P-PPSR: Pers Pepra Safety Emplr Prtion	1,367.53
P-PSFR: Pers Post Fire Empe Portion	833.21
P-PSMR: Pers Post Misc Emplr Portion	7,901.91
P-PSS: Pers Post Safety Emp Portion	6,872.75
P-PSSR: Pers Post Safety Emplr Portion	19,281.46
P-PSTM: Pers Post Misc Emp Portion	1,908.79
SUI: State Unemployment Insurance	3,712.68
VA-CAR: Aflac Cancr - Emp Allowance	43.99
VA-ICR: Aflac Intensive Care - Emp All	13.46
VA-SER: Aflac Specif Event - Emp Allow	7.69
VA-STR: Aflac Short Term - Emp Allow	22.71
VC-ACR: Colonial Accidental - Emp Allo	93.91
VC-CAR: Colonial Cancer - Emp Allowanc	78.32
VC-CRR: Colonial Criticalill - Emp All	42.76
VC-STR: Colonial Short Term - Emp Allo	168.26
VC-TLR: Colonial T Life - Emplr Allow	62.40
VC-ULR: Colonial U Life - Emplr Allow	7.69
WC: Workers Comp	52,516.04

Amount

Report Total:

185,318.47

Payroll

Deduction Register - Totals Only



User: sfonseca
 Printed: 11/27/2017 - 9:14 AM
 Check Date Range: 11/11/2017 to 11/24/2017
 Period End Range: All
 Batch Info: All
 Deductions: FICAR, FLEXR, H-EPOR, H-LIFR, H-PPOR, H-PTR, ICMAR, MEDIR, P-PEPM, P-PPFR, P-PPMR, P-PPS, P-PPSR, P-PSFR, P-PSMR, P-PSS, P-PSSR, P-PSTM, SUI, VA-CAR, V-AHR, VA-ICR, VA-SER, VA-STR, VC-ACR, VC-CAR, VC-CRR, VC-ICR, VC-STR, VC-TLR, VC-ULR, VC-WLR, V-LSR, WCTotals Only

	Amount
FICAR: FICA Employer Portion	10,752.70
FLEXR: Flex Plan Emplr Portion	78.21
H-EPOR: Health EPO	52,426.64
H-LIFR: Life Insurance	500.61
H-PPOR: Health PPO	12,764.55
ICMAR: Def Comp Plan - Emplr Allow	915.09
MEDIR: Medicare Employer Portion	4,861.45
P-PPMR: Pers Pepra Misc Emplr Portion	1,021.46
P-PPSR: Pers Pepra Safety Emplr Prtion	1,345.10
P-PSFR: Pers Post Fire Empe Portion	884.78
P-PSMR: Pers Post Misc Emplr Portion	7,946.75
P-PSS: Pers Post Safety Emp Portion	6,589.52
P-PSSR: Pers Post Safety Emplr Portion	18,349.92
P-PSTM: Pers Post Misc Emp Portion	1,865.41
SUI: State Unemployment Insurance	3,506.39
VA-CAR: Aflac Cancer - Emp Allowance	43.99
VA-ICR: Aflac Intensive Care - Emp All	13.46
VA-SER: Aflac Specif Event - Emp Allow	7.69
VA-STR: Aflac Short Term - Emp Allow	22.71
VC-ACR: Colonial Accidental - Emp Allo	93.91
VC-CAR: Colonial Cancer - Emp Allowanc	78.32
VC-CRR: Colonial Criticalill - Emp All	42.76
VC-STR: Colonial Short Term - Emp Allo	168.26
VC-TLR: Colonial T Life - Emplr Allow	62.40
VC-ULR: Colonial U Life - Emplr Allow	7.69
WC: Workers Comp	51,175.17

Report Total: 175,524.94

Payroll

Pay Type Register



User: sfonseca
 Printed: 11/27/2017 - 9:15AM
 Check Date Range: 11/11/2017 to 11/24/2017
 Period Date Range: All
 Batch Info: All
 Pay Types: AS, CB, DP, DT, HR, NS, O, OC, OH, OT, OTS, SB, SFC, SGV, SHR, SOF, SOH, SOT, SSC, SSW, UF, YA

Department	Pay Type	Description	Hours	Amount
C MNGR				
	O	FLSA Overtime	4.50	193.77
	OC	Out of Class	0.00	80.00
	OTS	Overtime Special	0.00	21.46
		Department Total	4.50	295.23
CUST SRV				
	NS	Non-Scheduled Hours	3.00	41.84
	O	FLSA Overtime	1.50	31.38
		Department Total	4.50	73.22
ENG/PLAN				
	NS	Non-Scheduled Hours	0.50	14.96
	O	FLSA Overtime	1.00	46.59
	OTS	Overtime Special	0.00	1.73
		Department Total	1.50	63.28
FINANCE				
	NS	Non-Scheduled Hours	8.75	207.46
	O	FLSA Overtime	6.50	233.72
	OC	Out of Class	0.00	70.00
	OTS	Overtime Special	0.00	11.15
		Department Total	15.25	522.33
FIRE				
	O	FLSA Overtime	1.25	69.27
	OTS	Overtime Special	0.00	504.05
	SHR	SF Regular Holiday	312.00	6,089.05
	SOH	SF Holiday Overtime	192.00	5,632.68
		Department Total	505.25	12,295.05
P-ANIMAL				
	CB	Callback	6.00	176.92
	O	FLSA Overtime	4.00	119.68
	OH	Holiday Overtime	10.00	294.87
	OTS	Overtime Special	0.00	8.70

Department	Pay Type	Description	Hours	Amount
			Department Total	20.00 600.17
PARKING				
	HR	Regular Holiday	8.00	167.68
	NS	Non-Scheduled Hours	16.00	292.07
	O	FLSA Overtime	42.00	1,221.70
	OC	Out of Class	0.00	20.00
	OH	Holiday Overtime	8.50	267.24
	OTS	Overtime Special	0.00	43.25
			Department Total	74.50 2,011.94
POLICE				
	DP	Differential Pay	189.00	270.06
	HR	Regular Holiday	8.00	153.43
	NS	Non-Scheduled Hours	22.00	394.72
	O	FLSA Overtime	60.00	1,846.70
	OH	Holiday Overtime	48.00	1,319.64
	OTS	Overtime Special	0.00	1,283.63
	SGV	Safety Graveyard	520.50	1,177.97
	SHR	SF Regular Holiday	64.00	2,187.86
	SOH	SF Holiday Overtime	72.00	3,129.96
	SOT	SF Overtime	261.50	13,681.70
	SSC	SF Officer Charge	0.00	100.00
	SSW	Safety Swing	615.00	551.41
			Department Total	1,860.00 26,097.08
PW-FLEET				
	O	FLSA Overtime	1.00	39.18
	OTS	Overtime Special	0.00	0.78
			Department Total	1.00 39.96
WST-COLL				
	CB	Callback	4.00	136.78
	OTS	Overtime Special	0.00	3.12
	SB	Stand-By	60.00	1,367.82
			Department Total	64.00 1,507.72
WST-TRET				
	CB	Callback	1.00	43.98
	DP	Differential Pay	4.00	8.80
	DT	Double Time	1.00	58.65
	O	FLSA Overtime	4.00	277.13
	OH	Holiday Overtime	5.00	219.92
	OTS	Overtime Special	0.00	116.63
	SB	Stand-By	36.00	1,055.64
			Department Total	51.00 1,780.75
WTR-ADMN				

Department	Pay Type	Description	Hours	Amount
	O	FLSA Overtime	1.00	35.09
	OTS	Overtime Special	0.00	1.73
Department Total			1.00	36.82
WTR-DIST				
	CB	Callback	16.00	576.42
	DP	Differential Pay	12.00	21.06
	DT	Double Time	8.00	384.02
	NS	Non-Scheduled Hours	8.00	119.86
	O	FLSA Overtime	18.00	718.81
	OTS	Overtime Special	0.00	10.77
	SB	Stand-By	32.00	777.69
Department Total			94.00	2,608.63
WTR-TRIM				
	CB	Callback	25.00	1,102.47
	DP	Differential Pay	156.25	343.83
	DT	Double Time	5.00	296.34
	HR	Regular Holiday	12.00	352.09
	NS	Non-Scheduled Hours	8.00	246.46
	O	FLSA Overtime	92.00	5,890.41
	OH	Holiday Overtime	24.00	1,056.26
	OTS	Overtime Special	0.00	698.65
	SB	Stand-By	36.00	1,056.26
Department Total			358.25	11,042.77
Report Total			3,054.75	58,974.95